

FY 2023 Overview

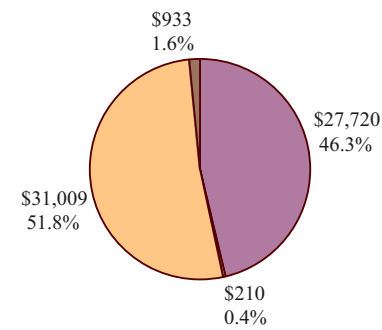
2023 Overview	2023 Revenue Overview	2023 Expenses Overview	2023 Program Services Overview	2023 Net Assets
---------------	-----------------------	------------------------	--------------------------------	-----------------

FY 2023 Financial Overview

TOTAL REVENUE \$59,872	TOTAL EXPENSES \$55,268	ASSETS (EOY) \$114,928	REMAINING \$4,604
---	--	---	------------------------------------

2023 Revenue Overview

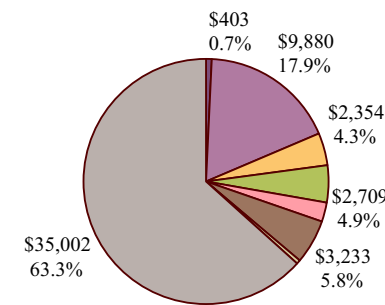
Revenue Category
Donations and Grants
Membership dues and assessments
Program Fees (Classes and Events)
Inventory Sales (net)



In 2023, the organization generated \$59,872 in total revenue, with program fees from classes and events (51.8%) and contributions and grants (46.3%) serving as the primary sources of funding.

2023 Expenses Overview

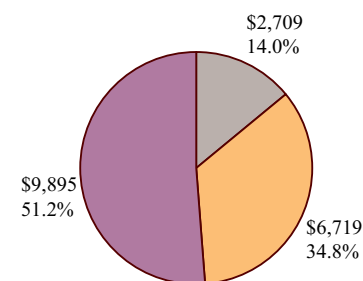
Expenses Category
Program Grants Paid
Teachers
Helpers
Artists
Translators
Office and other Administrative Expenses
Printing, Postage and Shipping
Rent, Utilities and Facility Costs



Total expenses for 2023 were \$55,268. The largest share was spent on rent, utilities, and facility costs (63.3%). Program-related payments - teachers (17.9%), helpers (4.3%), artists (4.9%), and translators (2.5%), together accounted for 29.6% of total expenses. Office and administrative costs remained low at 5.8%, supported by strong volunteer involvement.

2023 Program Services Overview Allocation of Program-Related Expenses

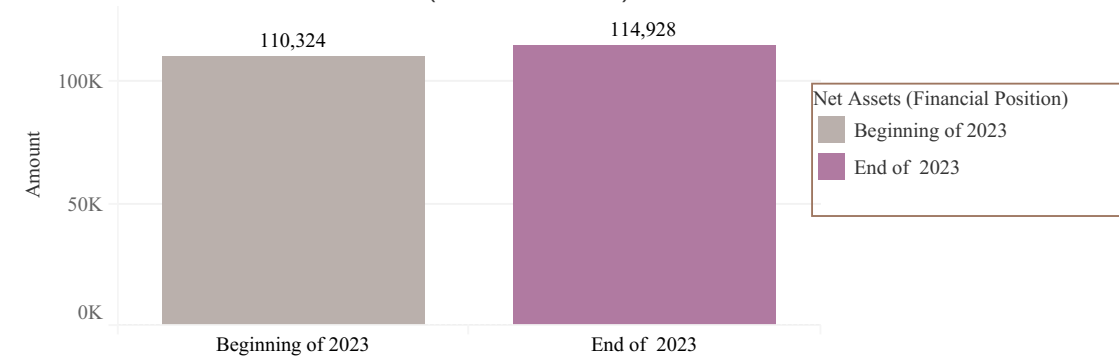
Program Category
Arts & Cultural Events
Community Events
Language Classes



Program expenses show how spending was allocated across language classes, cultural events, and community events, expressed as a percentage of total program expenses.

2023 - Net Assets

Net Assets (Financial Position)



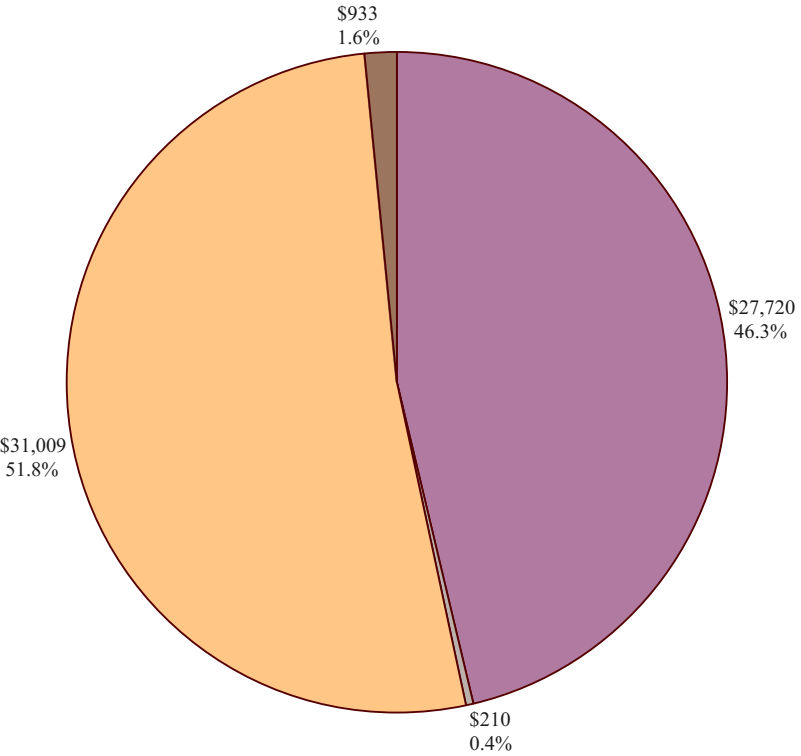
Net assets reflect the organization's financial position, showing an increase from the beginning to the end of 2023, indicating a year-end surplus of \$4,604.

FY 2023 Overview

2023 Overview	2023 Revenue Overview	2023 Expenses Overview	2023 Program Services Overview	2023 Net Assets
---------------	-----------------------	------------------------	--------------------------------	-----------------

TOTAL REVENUE
\$59,872

- Revenue Category
- Donations and Grants
 - Membership dues and asses..
 - Program Fees (Classes and ..
 - Inventory Sales (net)

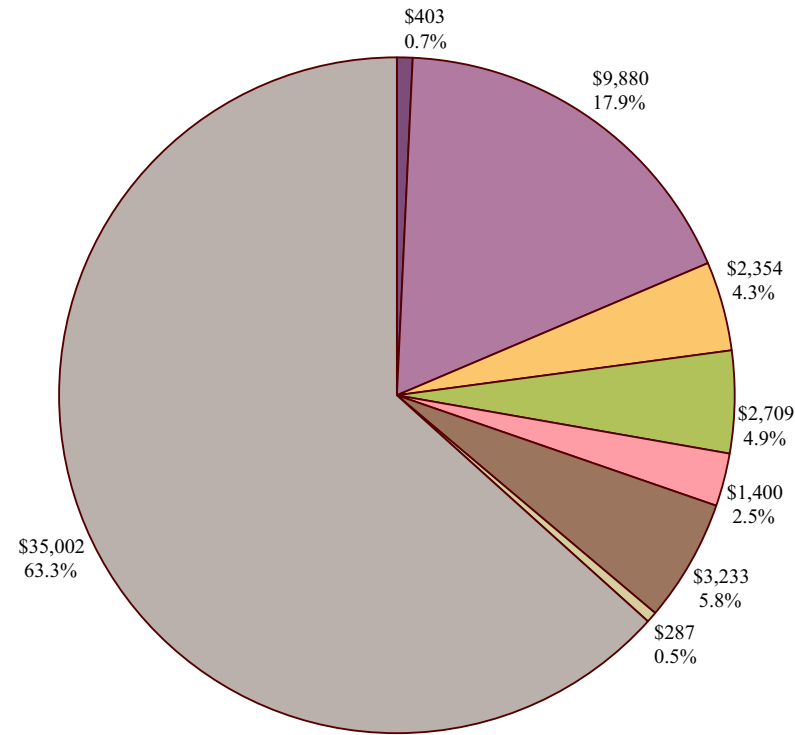


FY 2023 Overview

2023 Overview	2023 Revenue Overview	2023 Expenses Overview	2023 Program Services Overview	2023 Net Assets
---------------	-----------------------	------------------------	--------------------------------	-----------------

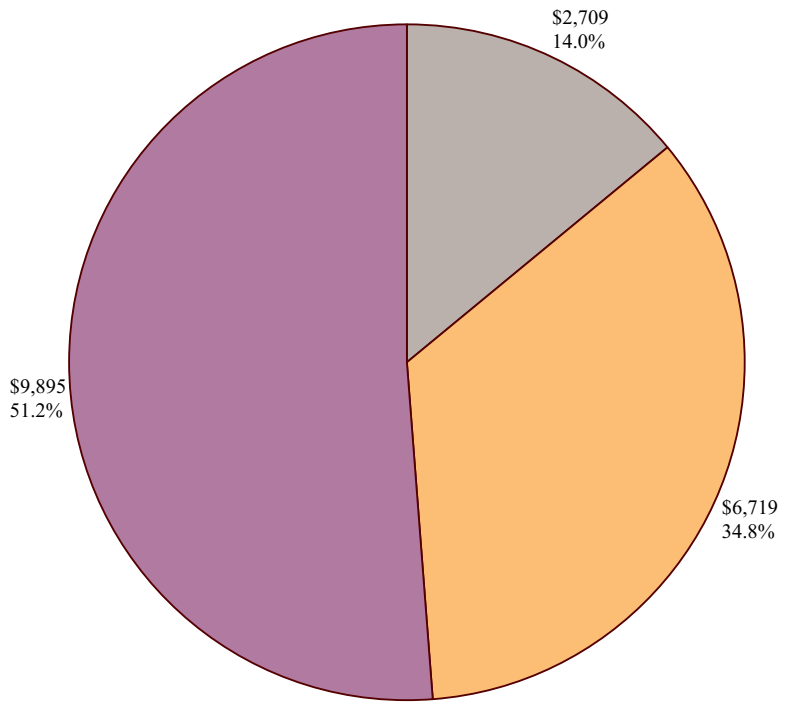
TOTAL EXPENSES
\$55,268

- Expenses Category
- Program Grants Paid
 - Teachers
 - Helpers
 - Artists
 - Translators
 - Office and other Administr..
 - Printing, Postage and Shipp..
 - Rent, Utilities and Facility ..



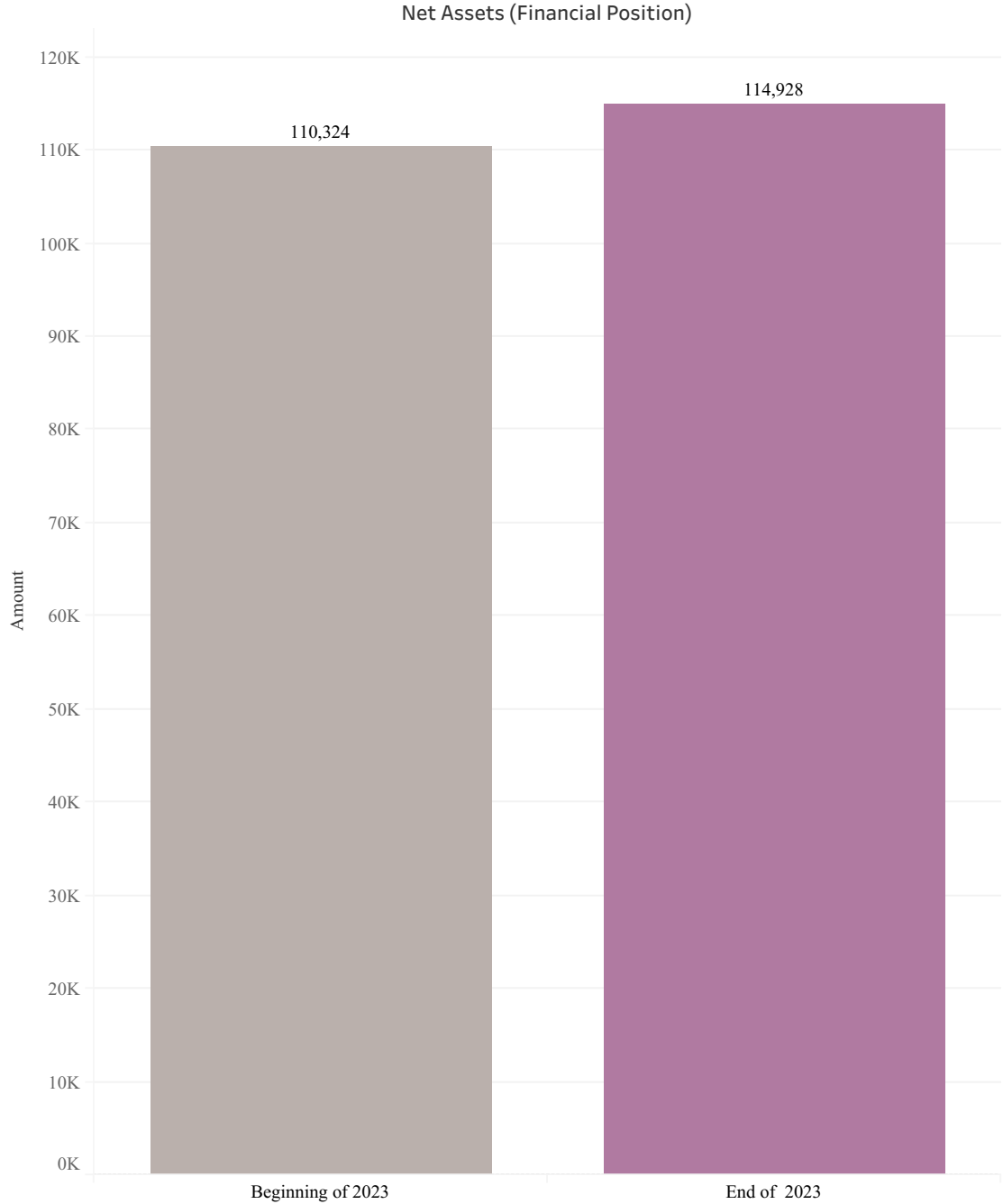
FY 2023 Overview

2023 Overview	2023 Revenue Overview	2023 Expenses Overview	2023 Program Services Overview	2023 Net Assets
---------------	-----------------------	------------------------	--------------------------------	-----------------



FY 2023 Overview

2023 Overview	2023 Revenue Overview	2023 Expenses Overview	2023 Program Services Overview	2023 Net Assets
---------------	-----------------------	------------------------	--------------------------------	-----------------



Net Assets (Financial Position)

- Beginning of 2023
- End of 2023

ASSETS (EOY)
\$114,928

REMAINING
\$4,604