

FY 2022 Financial Overview

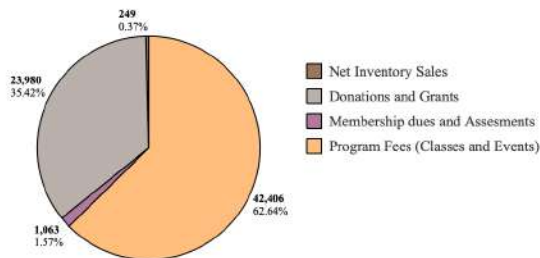
TOTAL EXPENSES
\$71,677

TOTAL INCOME
\$67,698

ASSETS (EOY)
\$110,324

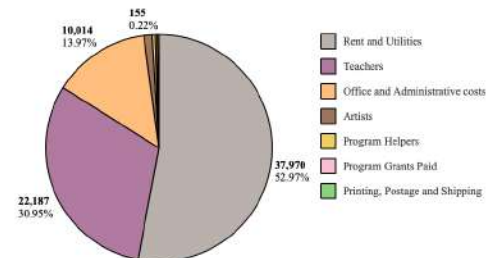
REMAINING
-\$3,979

2022 Revenue Overview



In 2022, total revenue was \$67,698. Program Fees were the largest source (\$42,406; 62.64%), followed by Donations and Grants (\$23,980; 35.42%). Membership dues (\$1,063; 1.57%) and Net Inventory sales (\$249; 0.37%) were minimal.

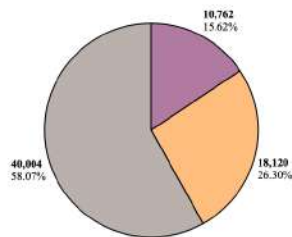
2022 Expenses Overview



The largest cost was Rent and Utilities (\$37,970; 52.97%), followed by Teachers (\$22,187; 30.95%) and Office and Administrative costs (\$10,014; 13.97%). Other categories were small (Artists \$828; ~1.16%, Program Helpers \$328; ~0.46%), and Program Grants Paid (\$195; 0.27%) and Printing/Postage/Shipping (\$155; 0.22%) were minimal. Admin costs remain relatively low, supported by volunteer involvement.


2022 Program Services Overview

- Community Events
- Language Classes
- Arts and Cultural Events

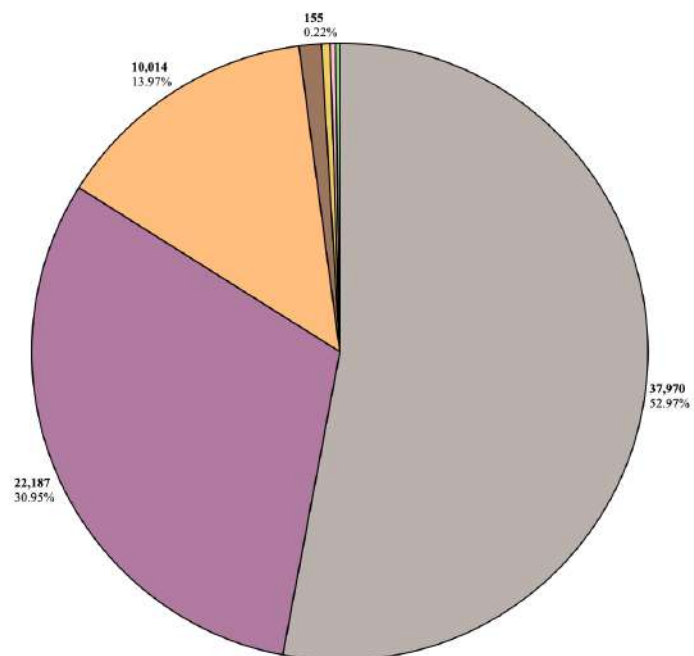


Program spending was mainly on Arts and Cultural Events (\$40,004; 58.07%). Language Classes were next (\$18,120; 26.30%). Community Events were the smallest share (\$10,762; 15.62%). Net assets fell from \$115,014 (beginning of 2022) to \$110,324 (year-end), a drop of \$4,690. Overall, 2022 ended with a net deficit of \$3,979 (expenses exceeded income).

2022 Net Assets (Financial Position)



2022 Expenses Overview

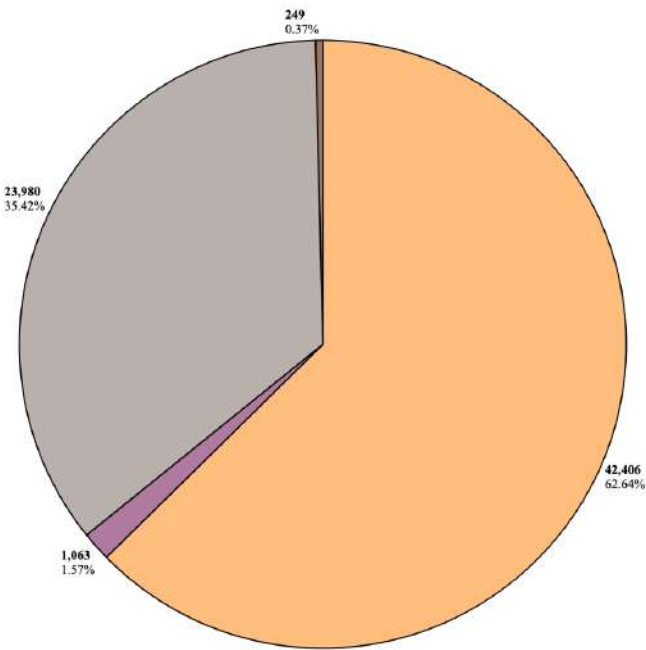


Category

- Rent and Utilities
- Teachers
- Office and Administrative costs
- Artists
- Program Helpers
- Program Grants Paid
- Printing, Postage and Shipping

2022 Revenue Overview

- Category
- Program Fees (Classes a..
 - Membership dues and A..
 - Donations and Grants
 - Net Inventory Sales



2022 Net Assets (Financial Position)

Period

Beginning

End

\$115,014

\$110,324

Beginning

End



2022 Program Services Overview

Category

- Community Events
- Language Classes
- Arts and Cultural Events

